

JUNIOR HISTORIANS

Little Lincoln's Shark Puppet

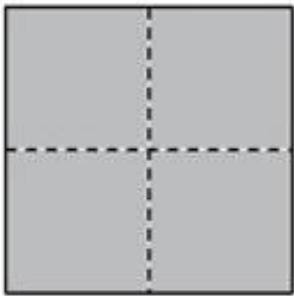


Instructions

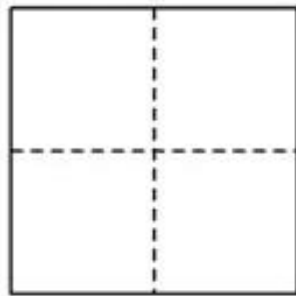
Make a fortune teller with the design provided. Color the shark puppet any way you please, I would recommend blue where the eyes and arc are, and red by the teeth!

How to Make a Fortune Teller

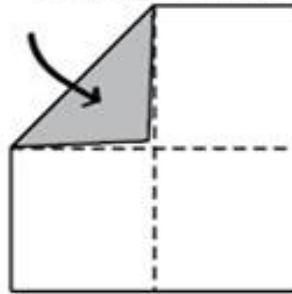
Fold in half and unfold.
Repeat.



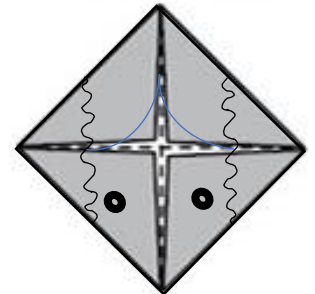
Flip the paper. The side with the design should face the table.



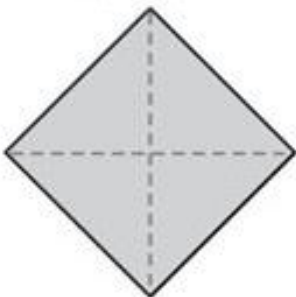
Fold the corners to the middle.



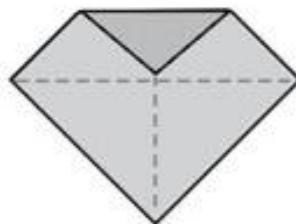
This is what you should see.




Flip the paper.



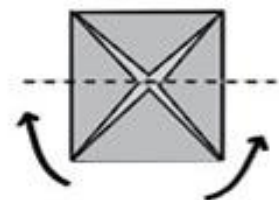
Fold the corners to the middle again.



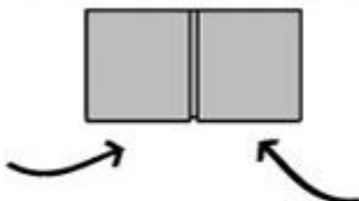
This is what you should see.



Fold in half



Push your fingers in and wiggle them to open up your fortune teller.



This is what you should see.

